











# Junior POLYDRON®

## Junior Polydron Class Set

- 45  Triangle
- 45  Triangle with Hole
- 90  Square
- 90  Square with Hole
- 36  Spacer
- 12  Wheel
- 9  Axle 120mm
- 9  Axle 170mm
- 18  Child Figure
- 18  Adult Figure

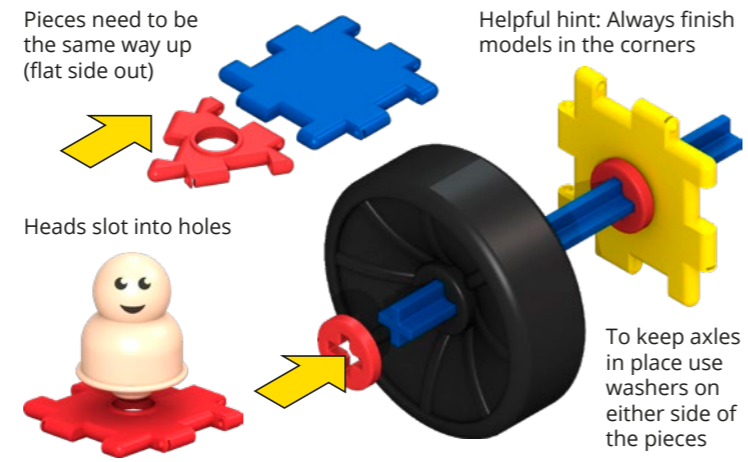
### Assembly Instructions

Pieces need to be the same way up (flat side out)

Helpful hint: Always finish models in the corners

Heads slot into holes

To keep axles in place use washers on either side of the pieces



### Cube




### Carousel




### Spaceship



### Giant Tetrahedron



### Rocket



### Cuboctahedron



### Car



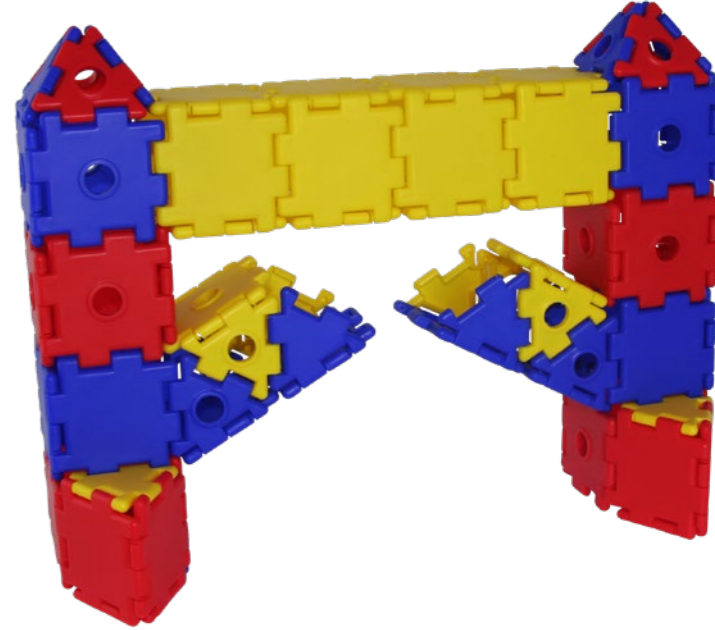
### Spinner



### Dragster



### Tower Bridge



### Boat



### Three Seater Car




### Battlements



Windmill



Gatehouse



Double Gondola



Six Wheel Car



Hot Air Balloon



Six Seater Car




Lorry



Gondola



Large Rocket



Robot



Soccer Pitch



Spinning Cube

